

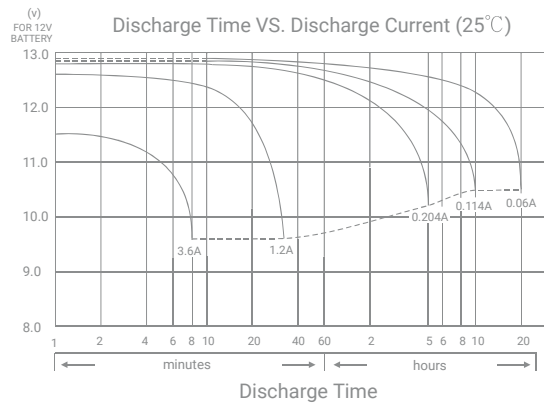
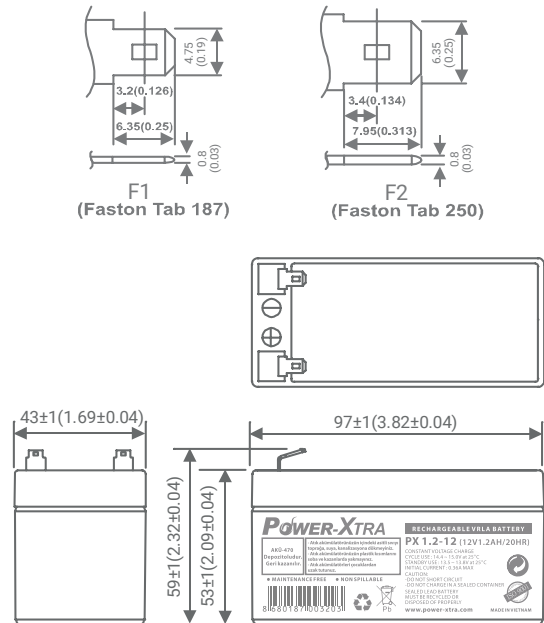
PX1.2-12 12Volt 1.2Ah

Specifications

Nominal Voltage(V)	12V		
Nominal Capacity			
20 hour rate (0.06A to 10.50V)	1.2Ah		
10 hour rate (0.114A to 10.50V)	1.14Ah		
5 hour rate (0.204A to 10.20V)	1.02Ah		
1 C (1.2A to 9.60V)	0.68Ah		
3 C (3.6A to 9.60V)	0.48Ah		
Weight	Approx. 564g(1.24Lbs.)		
Internal Resistance (at 1KHz)	Approx. 75.4 mΩ		
Maximum Discharge Current for 5 seconds:	18A		
Charging Methods at 25°C(77°F)			
Cycle use:			
Charging Voltage	14.4 to 15.0V		
Coefficient -5.0mV/ °C/cell			
Maximum Charging Current	0.36A		
Standby use:			
Float Charging Voltage	13.5 to 13.8 V		
Coefficient -3.0mV/ °C/cell			
Operating Temperature Range			
Charge	-15°C(5°F)	to	40 °C(104°F)
Discharge	-15°C(5°F)	to	50 °C(122°F)
Storage	-15°C(5°F)	to	40 °C(104°F)
Charge Retention (shelf life) at 20°C(68°F)			
1 month	92%		
3 month	90%		
6 month	80%		
Case Material	ABS UL94 HB		
	Option: Flammability resistance of (UL94 V-0)		
Terminal	F1 or F2 (Faston Tab 187 or 250)		

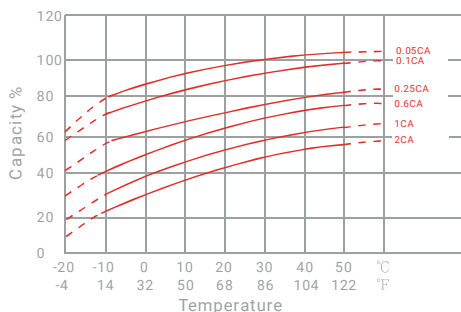
Dimensions

mm(inch)

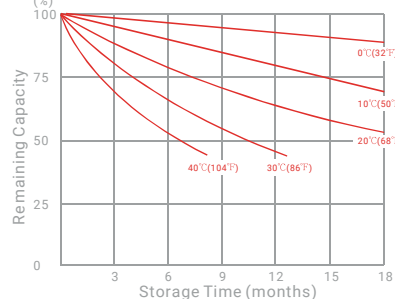


PX1.2-12 12Volt 1.2Ah

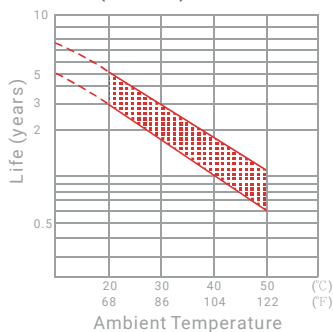
Effect of Temperature on Capacity 25°C(77°F)



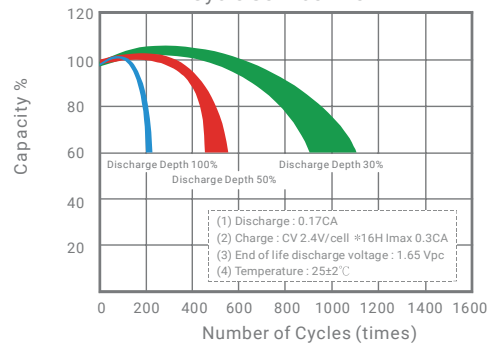
Capacity Retention Characteristic



Trickle (or float) Service Life



Cycle Service Life



- PERFORMANCE DATA

Discharge Rates in Watts to Various End Voltages at 25°C(77°F)

End Voltage		1.85V	1.80V	1.75V	1.70V	1.67V	1.65V	1.60V
Time								
5	min	7.18	7.82	8.27	8.65	8.80	8.98	9.28
10	min	4.62	5.00	5.30	5.52	5.58	5.67	5.77
15	min	3.65	3.87	4.05	4.20	4.25	4.32	4.38
30	min	2.15	2.25	2.32	2.37	2.38	2.42	2.45
60	min	1.32	1.39	1.43	1.47	1.48	1.50	1.52
120	min	0.747	0.808	0.847	0.875	0.887	0.900	0.915
180	min	0.533	0.573	0.602	0.623	0.633	0.645	0.657
240	min	0.435	0.470	0.495	0.513	0.520	0.528	0.537
300	min	0.420	0.442	0.457	0.468	0.472	0.477	0.482
600	min	0.220	0.233	0.243	0.250	0.252	0.255	0.258
1200	min	0.123	0.126	0.129	0.130	0.131	0.131	0.132

- Discharge Rates in Amperes to Various End Voltages at 25°C(77°F)

End Voltage		1.85V	1.80V	1.75V	1.70V	1.67V	1.65V	1.60V
Time								
5	min	3.49	4.11	4.57	4.94	5.09	5.26	5.51
10	min	2.12	2.43	2.63	2.81	2.88	2.96	3.11
15	min	1.71	1.95	2.09	2.20	2.24	2.29	2.35
30	min	0.931	1.06	1.17	1.24	1.26	1.29	1.32
60	min	0.680	0.716	0.735	0.759	0.765	0.772	0.779
120	min	0.392	0.415	0.429	0.440	0.444	0.449	0.456
180	min	0.272	0.291	0.302	0.311	0.314	0.318	0.324
240	min	0.223	0.238	0.247	0.254	0.257	0.260	0.264
300	min	0.207	0.219	0.226	0.231	0.233	0.236	0.238
600	min	0.112	0.117	0.121	0.124	0.125	0.126	0.127
1200	min	0.0615	0.0624	0.0631	0.0637	0.0639	0.0642	0.0646

All data on the spec. sheet is an average value:

The tolerance range : $X < 6\text{min}$ (+15%~-15%), $6\text{min} \leq X < 10\text{min}$ (+12%~-12%), $10\text{min} \leq X < 60\text{min}$ (+8%~-8%), $X \geq 60\text{min}$ (+5%~-5%)