

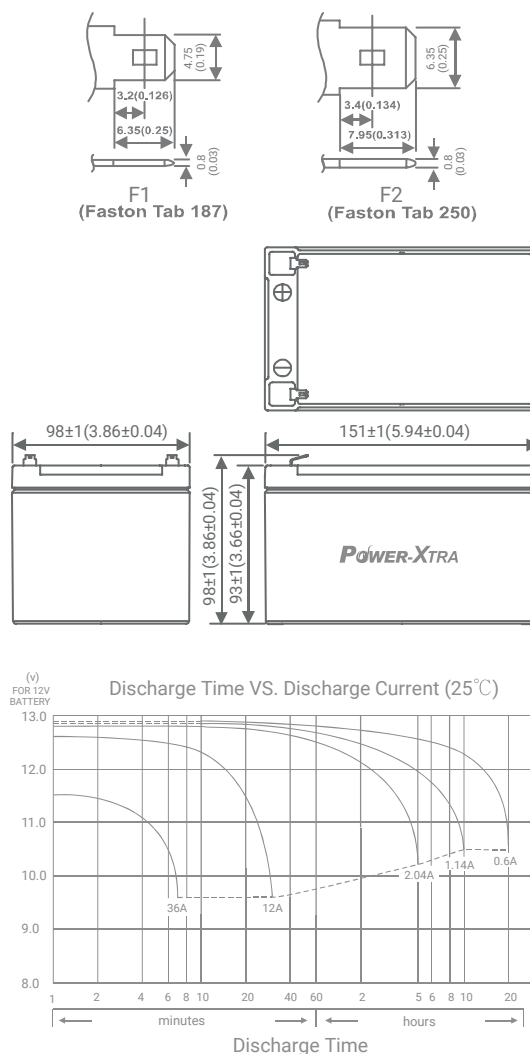
PX12-12 12Volt 12Ah

Specifications

Nominal Voltage(V)	12V		
Nominal Capacity			
20 hour rate	(0.6A to 10.50V)		12Ah
10 hour rate	(1.14A to 10.50V)		11.4Ah
5 hour rate	(2.04A to 10.20V)		10.2Ah
1 C	(12A to 9.60V)		6.4Ah
3 C	(36A to 9.60V)		4.2Ah
Weight Approx. 3.75kg(8.25Lbs.)			
Internal Resistance (at 1KHz) Approx. 13 mΩ			
Maximum Discharge Current for 5 seconds: 180A			
Charging Methods at 25°C(77°F)			
Cycle use:			
Charging Voltage	14.4 to 15.0V		
Coefficient	-5.0mV/ °C/cell		
Maximum Charging Current	3.6A		
Standby use:			
Float Charging Voltage	13.5 to 13.8 V		
Coefficient	-3.0mV/ °C/cell		
Operating Temperature Range			
Charge	-15°C(5°F)	to	40 °C(104°F)
Discharge	-15°C(5°F)	to	50 °C(122°F)
Storage	-15°C(5°F)	to	40 °C(104°F)
Charge Retention (shelf life) at 20°C(68°F)			
1 month	92%		
3 month	90%		
6 month	80%		
Case Material ABS UL94 HB Option: Flammability resistance of (UL94 V-0)			
Terminal F1 or F2 (Faston Tab 187 or 250)			

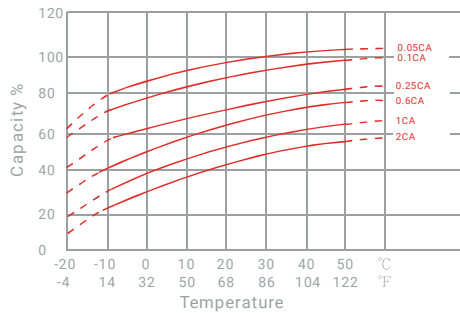
Dimensions

mm(inch)

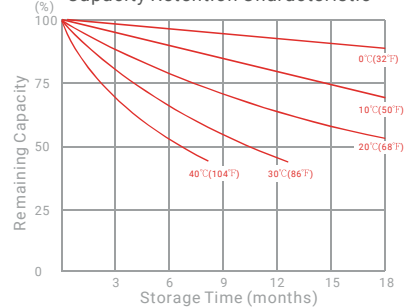


PX12-12 12Volt 12Ah

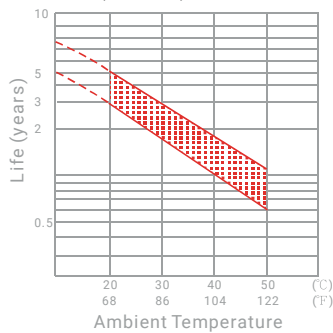
Effect of Temperature on Capacity 25°C(77°F)



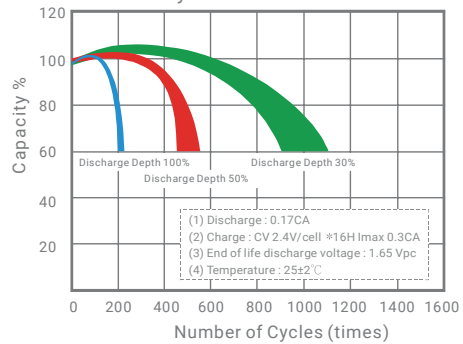
Capacity Retention Characteristic



Trickle (or float) Service Life



Cycle Service Life



- PERFORMANCE DATA

Discharge Rates in Watts to Various End Voltages at 25°C(77°F)

End Voltage		1.85V	1.80V	1.75V	1.70V	1.67V	1.65V	1.60V
Time								
5	min	67.6	75.2	80.8	86.7	89.3	91.9	97.0
10	min	48.0	52.5	54.9	57.3	58.2	59.5	61.0
15	min	38.6	41.0	42.6	44.1	44.5	45.4	46.6
30	min	22.2	23.6	24.6	25.4	25.7	25.9	26.3
60	min	15.8	16.3	16.7	17.0	17.2	17.3	17.5
120	min	8.63	8.92	9.04	9.14	9.18	9.24	9.32
180	min	5.65	5.87	6.05	6.20	6.27	6.35	6.42
240	min	4.78	4.88	4.96	5.06	5.12	5.20	5.26
300	min	3.96	4.08	4.18	4.30	4.33	4.38	4.48
600	min	2.34	2.40	2.44	2.47	2.48	2.50	2.52
1200	min	1.19	1.21	1.25	1.26	1.28	1.29	1.32

- Discharge Rates in Amperes to Various End Voltages at 25°C(77°F)

End Voltage		1.85V	1.80V	1.75V	1.70V	1.67V	1.65V	1.60V
Time								
5	min	37.2	41.4	44.5	47.7	49.1	50.6	53.4
10	min	25.7	28.1	29.4	30.7	31.2	31.9	32.7
15	min	19.8	21.3	22.1	22.9	23.2	23.5	24.2
30	min	11.4	12.1	12.6	13.0	13.1	13.3	13.5
60	min	8.21	8.40	8.52	8.63	8.68	8.74	8.82
120	min	4.21	4.36	4.47	4.56	4.59	4.63	4.68
180	min	2.87	3.06	3.13	3.19	3.22	3.25	3.29
240	min	2.38	2.43	2.47	2.52	2.55	2.58	2.62
300	min	1.97	2.03	2.08	2.14	2.16	2.19	2.23
600	min	1.16	1.18	1.20	1.22	1.23	1.24	1.25
1200	min	0.592	0.599	0.618	0.627	0.634	0.642	0.656

All data on the spec. sheet is an average value:

The tolerance range : X<6min(+15%~-15%), 6min ≤X<10min(+12%~-12%), 10min ≤X<60min(+8%~-8%), X ≥60min(+5%~-5%)