

ER14335M 3.6V 1350 mAh

Lithium Battery

Non-Rechargeable
Images

- ✓ **Nominal Capacity** : 1350 Mah
Discharged Capacity at 1mA, +25°C, 2.0V Cut off
- ✓ **Open Circuit Voltage** : 3.66V
- ✓
- ✓ **Maximum Recommended Continuous Current** : 200Mah
Discharged to 2.0V at + 25°C permitting %50 of the nominal capacity to be achieved
- ✓ **Max. Pulse Capability** : 600Mah
600Mah, 0.1 second pulses drained every 2 min with 50%, 2mA at 25°C from undischarged cells with 20uA base current, yield voltage readings above 2.7V, the value may vary according to the pulse characteristics, the temperature and the cell's previous history
- ✓ **Operating Temperature Range**: -55°C+85°C

Benefits

- ✓ High voltage, stable during most of the application's lifetime
- ✓ Wide operating temperature range (-55°C+85°C)
- ✓ Low self-discharge rate (*less than 1 % per year of storage at + 20°C*)
- ✓ High drain/pulse capability
- ✓ Superior resistance to atmospheric corrosion

Storage

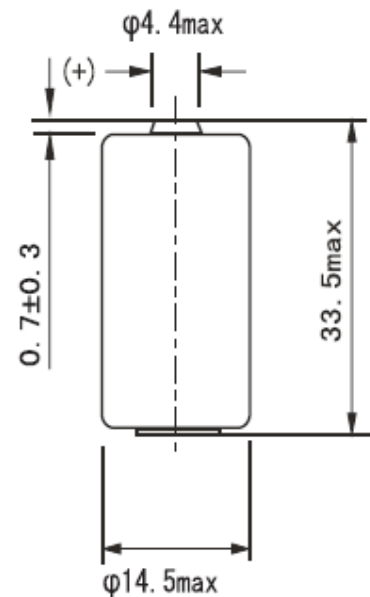
- ✓ Stored in clean, dry and cool circumstances (the temperature should be 20° degrees or lower)
- ✓ Storage room maintained at a temperature not exceeding 30°C.

Key Features

- ✓ Stainless steel container and end caps (*low magnetic signature*)
- ✓ Hermetic glass-to-metal sealing
- ✓ Non-flammable electrolyte
- ✓ Compliant with IEC 86-4 safety standard and IEC 60079-11 intrinsic safety standard
- ✓ Underwriters Laboratories (UL)
Component Recognition (*File Number MH46165*)
- ✓ Restricted for transport (Class 9)

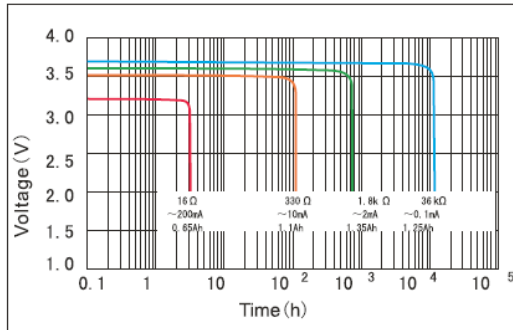
Main Applications

- ✓ Radiocommunication and other military applications
- ✓ Automatic meter reading
- ✓ Alarms and security devices
- ✓ Memory back-up
- ✓ Tracking systems
- ✓ Automotive electronics
- ✓ Professional electronics

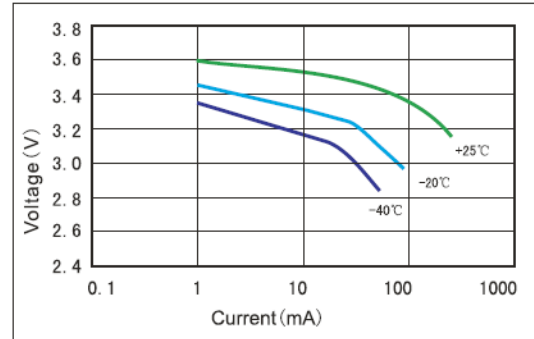


Dimensions in mm
Weight: 13g

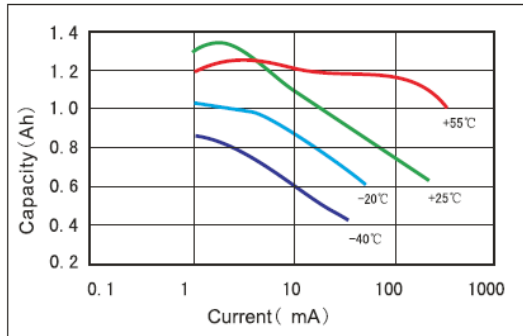
Typical Discharge Characteristics at 25°C



Voltage and Temperature Curve



Capacity and Current Curve (Cut off with 2.0V)



Discharge Characteristics after storage

