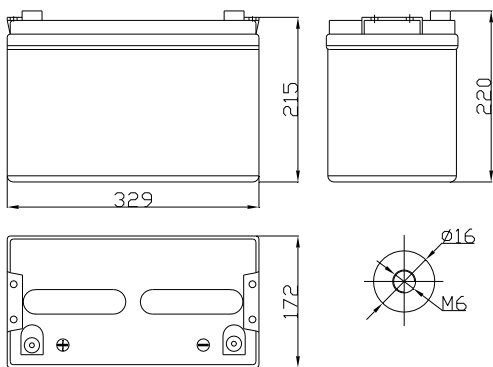


12V100Ah

The battery is constructed by plates, separators, safety valves and container.
 Since the electrolyte is held by a glassmat separator and plates, the battery can use in any direction and position without leakage.

Outer Dimensions



Dimensions and Weight

Length (mm / inch)	329 / 12.95
Width (mm / inch)	172 / 6.77
Height (mm / inch)	215 / 8.46
Total Height (mm / inch)	220 / 8.66
Approx.Weight(Kg / lbs)	29.5 / 66.0

Battery Construction

COMPONENT	Positive plate	Negative plate	Container	Cover	Safety valve	Terminal	Separator	Electrolyte
RAW MATERIAL	Lead dioxide	Lead	ABS	ABS	Rubber	Copper	Fiberglass	Sulfuric acid

Charging Methods

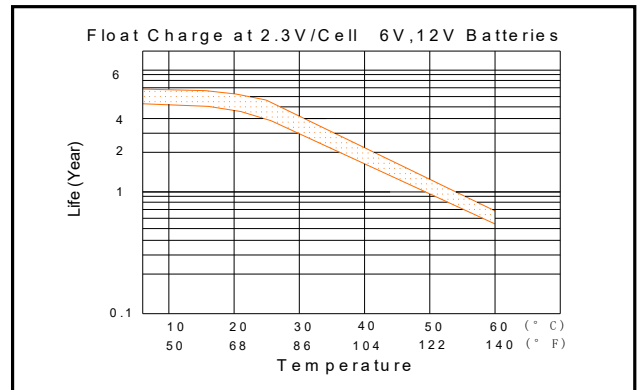
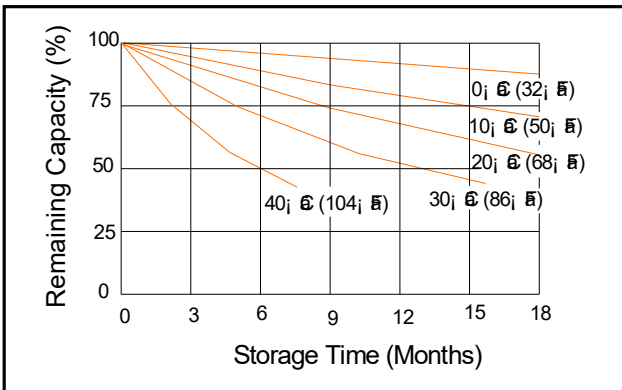
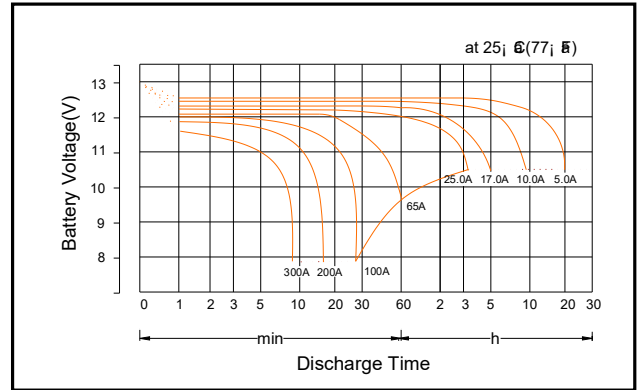
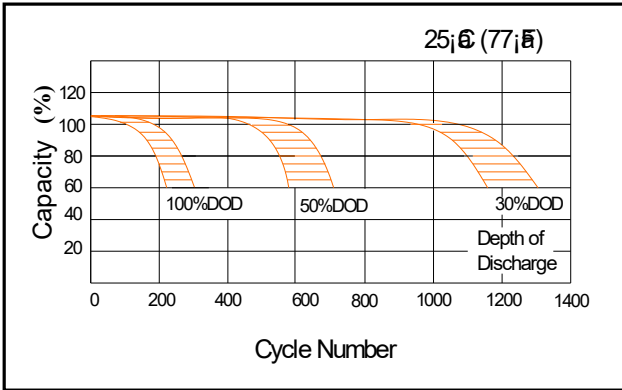
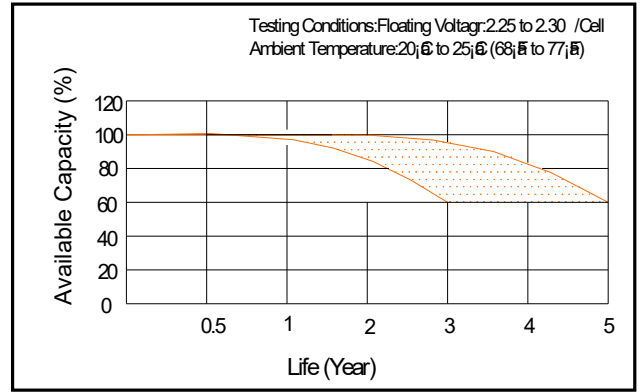
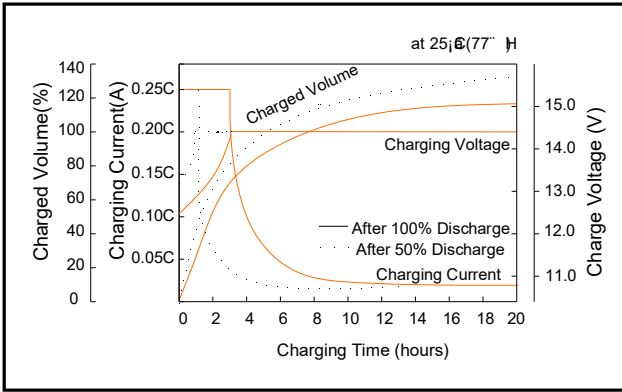
Application	Charging method	Charging Voltage at 25°C	Temperature compensation coefficient of charging voltage	Max.charging current	Charging time 25°C(h)		Temp (°C)
					100% discharge	50% discharge	
For standby power source	Constant voltage & Constant Current Charging (with current restriction)	13.4-13.8V	-18 mV/°C	30A	24	20	0~40 (32~104°F)
For cycle service		14.5-15.0V	-30 mV/°C	30A	16	10	

*Temperature compensation of charging voltage is not needed when using the batteries within 15°C to 35°C range.

Performance Characteristics

Nominal Voltage	12V
Number of cell	6
Design Life	5years
Nominal Capacity 77°F(25°C)	
20 hour rate(5.0A, 10.5V)	100Ah
10 hour rate(9.27A, 10.5V)	92.7Ah
5 hour rate (17.2A, 10.5V)	86.0Ah
1 hour rate(65A, 9.6V)	65Ah
Internal Resistance	
Fully Charged battery 77°F(25°C)	5mΩ
Self-Discharge	
3% of capacity declined per month at 20°C(average)	
Operation Temperature Range	
Discharge	-20~60°C
Charge	-10~60°C
Storage	-20~60°C
Max.Discharge Current 77°F(25°C)	600A(5s)

12V100Ah



Discharge Constant Current (Amperes at 77°F/25°C)

F.V/Time	5min	10min	15min	30min	45min	1h	2h	3h	5h	8h	10h	20h
9.60V	350	280	200	115	82.0	65.0	35.0	25.3	17.2	11.3	9.36	5.10
9.90V	340	270	190	113	81.0	64.5	34.7	25.2	17.1	11.3	9.36	5.10
10.20V	320	250	180	110	80.0	64.0	34.5	25.0	17.0	11.2	9.27	5.00
10.50V	280	210	170	104	79.0	63.0	34.0	24.7	17.0	11.1	9.27	5.00
10.80V	250	180	160	90.0	78.0	62.0	33.0	24.0	16.8	11.1	9.09	4.90

Discharge Constant Power (Watts at 77°F/25°C)

F.V/Time	5min	10min	15min	30min	45min	1h	2h	3h	5h	8h	10h	20h
9.60V	3824	3065	2209	1336	938	753	403	293	199	132	110	60.0
9.90V	3665	2940	2089	1293	922	736	401	291	198	131	109	60.0
10.20V	3491	2765	1991	1233	911	736	397	290	197	131	109	59.5
10.50V	3060	2335	1876	1156	900	725	392	286	197	129	108	58.4
10.80V	2733	2100	1773	1004	889	715	380	277	195	129	106	57.3