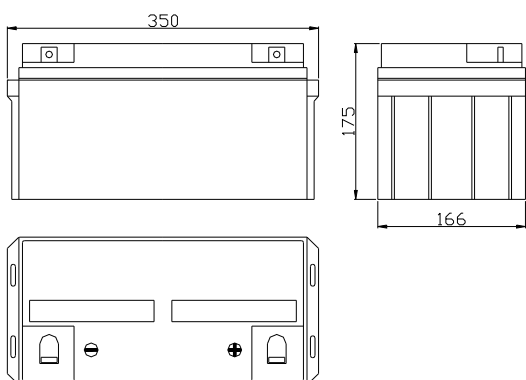


12V65Ah

The battery is constructed by plates, separators, safety valves and container.
 Since the electrolyte is held by a glassmat separator and plates, the battery can use in any direction and position without leakage.

Outer Dimensions



Dimensions and Weight

Length (mm / inch).....	350 / 13.78
Width (mm / inch)	166 / 6.54
Height (mm / inch)	175 / 6.89
Total Height (mm / inch).....	175 / 6.89
Approx.Weight(Kg / lbs).....	20.0 / 44.09

Performance Characteristics

Nominal Voltage	12V
Number of cell	6
Design Life	5years
Nominal Capacity 77°F(25°C)	
20 hour rate(3.25A, 10.5V)	65Ah
10 hour rate(6.04A, 10.5V)	60.4Ah
5 hour rate (11.08A, 10.5V)	55.4Ah
1 hour rate(42.2A, 9.6V)	42.2Ah
Internal Resistance	
Fully Charged battery 77°F(25°C)	7mΩ
Self-Discharge	
3% of capacity declined per month at 20°C(average)	
Operation Temperature Range	
Discharge	-20~60°C
Charge	-10~60°C
Storage	-20~60°C
Max.Discharge Current 77°F(25°C)	780A(5s)
Short Circuit Current	975A

Battery Construction

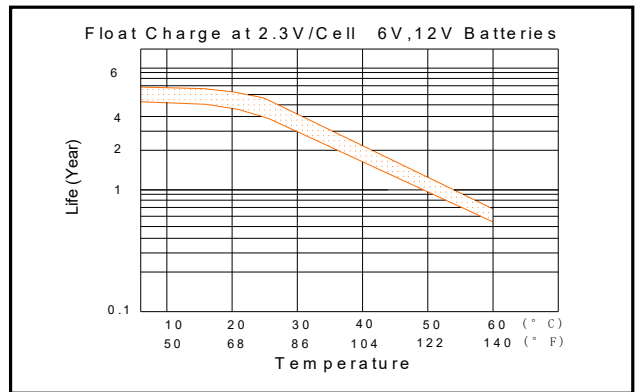
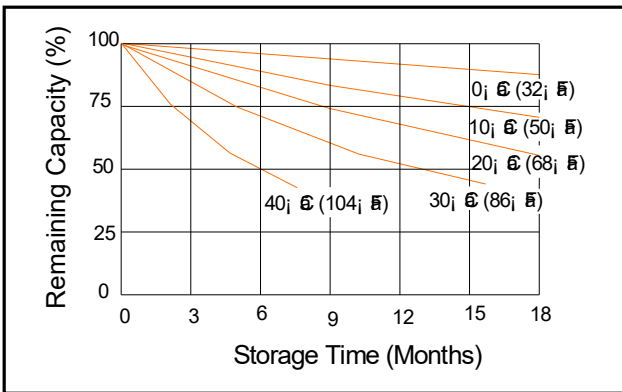
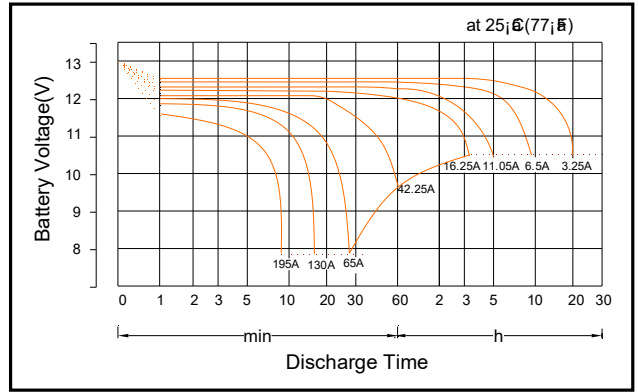
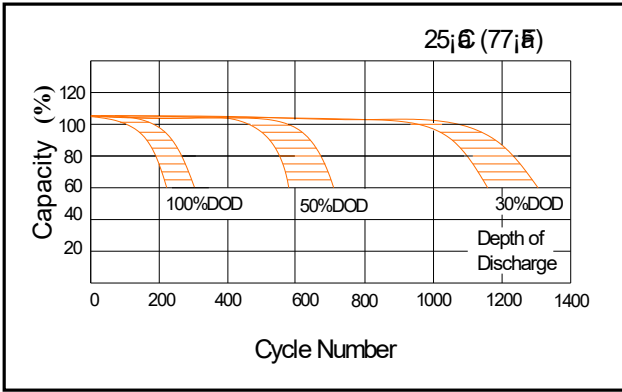
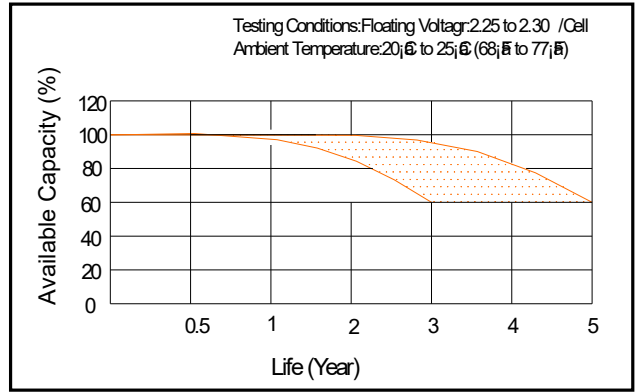
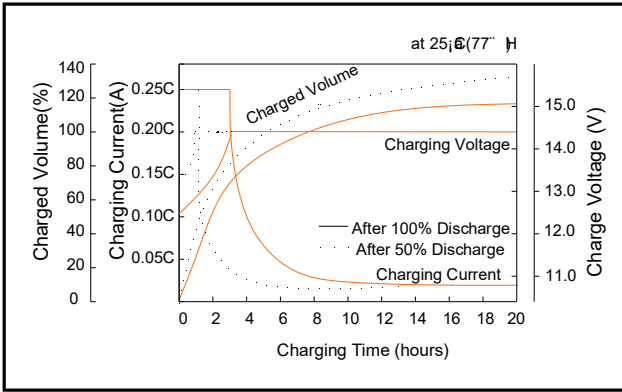
COMPONENT	Positive plate	Negative plate	Container	Cover	Safety valve	Terminal	Separator	Electrolyte
RAW MATERIAL	Lead dioxide	Lead	ABS	ABS	Rubber	Copper	Fiberglass	Sulfuric acid

Charging Methods

Application	Charging method	Charging Voltage at 25°C	Temperature compensation coefficient of charging voltage	Max.charging current	Charging time 25°C(h)		Temp (°C)
					100% discharge	50% discharge	
For standby power source	Constant voltage & Constant Current Charging (with current restriction)	13.4-13.8V	-18 mV/°C	19.5A	24	20	0~40 (32~104°F)
For cycle service		14.5-15.0V	-30 mV/°C	19.5A	16	10	

*Temperature compensation of charging voltage is not needed when using the batteries within 15°C to 35°C range.

12V65Ah



Discharge Constant Current (Amperes at 77°F/25°C)

F.V/Time	5min	10min	15min	30min	45min	1h	2h	3h	5h	8h	10h	20h
1.60V	227.50	182.00	130.00	74.75	53.30	42.25	22.75	16.45	11.18	7.35	6.11	3.32
1.65V	221.00	175.50	123.50	73.45	52.65	41.93	22.56	16.38	11.12	7.35	6.11	3.32
1.70V	208.00	162.50	117.00	71.50	52.00	41.60	22.43	16.25	11.08	7.28	6.04	3.25
1.75V	182.00	136.50	110.50	67.60	51.35	40.95	22.10	16.06	11.08	7.22	6.04	3.25
1.80V	162.50	117.00	104.00	58.50	50.70	40.30	21.45	15.60	10.92	7.22	5.92	3.19

Discharge Constant Power (Watts/cell at 77°F/25°C)

F.V/Time	5min	10min	15min	30min	45min	1h	2h	3h	5h	8h	10h	20h
1.60V	414.05	332.15	239.40	144.95	101.40	81.25	43.68	31.72	21.58	14.24	11.90	6.50
1.65V	397.15	318.50	226.20	139.75	100.10	79.95	43.42	31.53	21.45	14.17	11.83	6.50
1.70V	378.30	299.65	215.61	133.25	98.80	79.95	43.03	31.40	21.32	14.17	11.83	6.44
1.75V	331.50	252.85	203.65	125.45	97.50	78.65	42.45	31.01	21.32	13.98	11.70	6.31
1.80V	295.75	227.50	191.75	108.55	96.20	77.35	41.15	30.10	21.13	13.98	11.51	6.18